

STARDUST

CLIMBING CRAG

v12

THE CRAG



STARDUST



STARDUST





THE CRAG

Photo © Magdalena Martina Nowak

Copyright © 2021 Ludmil Trenkov. All rights reserved.

APPROACH

1. Drive from anywhere in UAE or Oman and take E11 to small local turn at [25.930735, 56.057935](#) (after the sign for RAK Maritime City)
2. Follow the asphalt road forward.
3. Turn right when you reach the T-junction.
4. Follow the road and turn at second left. Go forward passing between two houses at the end of the paved road and go into the open wadi [25.927978, 56.066873](#)
5. After 3 km you will reach a goat farm on your right. Proceed forward as you keep to the right side of the wadi.
6. Approx. 100 m after the goat-farm you will see Sector 1 on your right.
7. Park anywhere you feel comfortable (be aware of falling rocks)

WHAT IS SUITABLE FOR

- **Sport Climbing** (dominant set up of climbing)
- **Trad Climbing** (possible but not setup, the next wadi to the South, **Gray Skull**, offers great many lines of various difficulties: [\(25.909868, 56.072456\)](#))
- **Vertical cave training and rope work** (Official outdoor training area for MECET caving club of Dubai)
- **Rappelling / Abseiling**
- **Hiking**
- **Camping** (best opportunities are in the both ends of the climbing area and a small section in the middle)

RESPECT THE SETTING

This is a very serene and tranquil place. We have discussed our presence with the goat farm owner. He has no objections of us being there provided we preserve the ambiance. The only exception is the presence of dogs. They must be kept away from the farm animals, on leash or better be left at home. We hope we keep the wadi clean and joyous.


WEATHER AND THE ELEMENTS

Stardust is located in Ras Al Khaima approximately 0.5 km from the coast inland. As in all outdoor locations in UAE the optimum climbing season is from late September to mid-May. The comfortable camping season is October to March. Be aware that humidity is very unpredictable and might impact substantially the atmospheric experience. Take storm forecasts seriously as the wadi could flood rapidly severely.

The north wall (where most climbing routes are) goes in shade sometime at 10 – 11 AM or earlier in the winter. Although the rock dries up relatively fast, it might become more brittle after intense rain (those do come from time to time) so it is good practice to wait a day before climbing.

AMENITIES

At the end of 2018 Shaikh Saud (the ruler of Ras Al Khaima) decided to build facilities at the climbing area, upon the urging of the goat farm owner. In approximately one month, a group of stone masons and craftsmen built a state-of-the-art facility for the benefit of the wadi visitors. They feature western style toilets, water tank, showers, interior lighting controlled by motion detection and adjacent rest shed. Be aware that the facilities water is not drinkable and with light salinity. Additionally, there are stairs leading up to a cavern above with installed artificial lighting inside and observation deck in front of it.



Google Mapping

Latitude:
25.926360

Longitude:
56.090104

WEATHER FORECAST [stardust relevant]

MOUNTAIN FORECAST
Jabal Bil Ays

ACCUWEATHER
Ras Al Khaima

BRIEF HISTORY and DEVELOPMENT

While Ras Al Khaima is an established UAE climbing destination, this particular wadi has been developed only since 2015. After the beloved Hatta Crag and Wave Wall became inaccessible, a group of climbers sought new sport climbing destinations within UAE. They discovered the towering wadi, in the area by mere accident. Its discovery coincided with the untimely passing of David Bowie. In his honor they called it Stardust. There have been persistent efforts since, of setting new lines and creating more opportunities for great climbing. The former UAE Bolting Fund and individual donations have supported the route setting efforts.



Photo: Toufic Abou Nader

THE SETTING / LOCATION

Wadi Rahbeh [الرحبة], aka Stardust I - after the goat farm, is approximately 30 m wide and 400 m long and constitutes the original climbing crag. In the adjacent wadies one can find many remnants of old villages and individual dwellings at different levels of the canyon. There are rock walls on both sides with varied angles, breakages and features. The rock is limestone with mixed levels of weathering. Occasional and unpredictable rock falls might occur so please be alert around the whole climbing area. There are opportunities for hiking around the main wadi. An hour's walk or so towards the big (Jabel Jais) wall in front of the wadi has a natural spring cherished by the locals. You could see a transmission tower on Jebel Jais (25.926836, 56.118219) from the climbing area floor. One can also find a few shallow caves embedded into the canyon walls. The area has grown in popularity, and all visitors are invited to follow the established rules of use.



DONATIONS

The development of Stardust climbing crag is supported by the UAE climbing community. Anyone wishing to donate for the further growth and development of Stardust could do so via Paypal or in person to the crag's architect Ludmil Trenkov.



ludmil.trenkov@gmail.com

<https://www.paypal.com/us/for-you/transfer-money/send-money>

IN PERSON TO
Ludmil Trenkov



Photo © Magdalena Martina Nowak

A woman with blonde hair is climbing a light-colored rock face. She is wearing a bright red Mammut climbing helmet with black accents and the brand name 'MAMMUT' visible on the side. Her right arm is extended upwards, reaching for a hold on the rock. The background is a textured rock wall.

WEAR a HELMET !!!

While many efforts have been made to clean all climbing lines, rock continues to fall from time to time. Please wear helmets at all times while climbing and standing at the base of the climbs. Always be alert and on a look out for falling rock.

EMERGENCY CONTACTS

MEDICAL

RAK Hospital, Ras Al Khaima | **Emergency Room**

Dist: 32 km (31 min) Ph: +97172225555

GPS: 25.768767, 55.976354

GOOGLE MAPS DIRECTIONS --> RAK Hospital

Saqr Hospital, Ras Al Khaima

Dist: 32.2 km (31 min) Ph: +97172223666

GPS: 25.770278, 55.976589

GOOGLE MAPS DIRECTIONS --> Saqr Hospital

Al Zahrawi Hospital, Ras Al Khaima

(Private hospital, general services)

Dist: 32 km (31 min) Ph: +97172288544 / +97172288141

GPS: 25.802432, 55.975145

GOOGLE MAPS DIRECTIONS --> Al Zahrawi Hospital

Obeid Allah Hospital, Ras Al Khaima

Dist: 24.3 km (28 min) Ph: +9712465500

GOOGLE MAPS DIRECTIONS --> Obeid Allah Hospital

NATIONAL AMBULANCE

Ph: 8004367677

MOUNTAIN RESCUE

CIVIL DEFENSE

Ph: 997

SECURITY

POLICE

Ph: 999 – 998

GENERAL

FIRE (CIVIL DEFENSE)

Ph: 997

ANIMAL WELFARE

RAK Animal Welfare Center, Ras Al Khaima

Dist: 61.6 km (47 min) Ph: +971563576029

GPS: 25.650377, 55.777212 URL: <https://www.rakawc.com/>

GOOGLE MAPS DIRECTIONS --> RAK Animal Welfare Center

FOOD / SUPERMARKET

RAK CO-OPERATIVE SOCIETY AL RAMS BRANCH

Dist: 14.4 km (17 min) GPS: 25.869556, 56.016758

GOOGLE MAPS DIRECTIONS --> RAK CO-OPPERATIVE

A Suggested Users' Guide for Stardust.

Stardust currently stands as the most visited climbing crag in the UAE, which was exactly the intention of the UAE Bolting Fund: To find a crag in the UAE that had potential for many routes, of many different grades, for the community to enjoy. We are glad that we found it and we are thankful to the few who have put their time, energy, and money into developing Stardust into what it has become.

With this growing popularity, Stardust is also facing new challenges. It is our common and individual responsibility to mitigate these issues. If you come to Stardust to enjoy its magic, you are responsible for preserving the magic too.

This users' guide is based on PRINCIPLES. "Principle: a fundamental truth or proposition that serves as the foundation for a system of belief or behavior or for a chain of reasoning."

THE PRINCIPLES ARE: BE SAFE, BE KIND, BE RESPECTFUL.

These are not rules, but rather an appeal to each visitor to use their common sense, to learn about climbing safety, to adopt a respectful climbing and camping etiquette and to become positive members of the UAE climbing community.

BE SAFE

1 - Learn, practice and teach safe climbing techniques. You, your partner and all the climbers around you will benefit from it. If you don't do it for you, do it for the rest of us. A severe accident at the crag will jeopardize the access to climbers to this area.

2 - Share positive recommendations for safety. If you see someone being unsafe, kindly suggest a safer way of doing things. If someone suggests a safer way to you, listen up and take mental notes. There are many right ways, try to find the safest.

3 - Life savers for Stardust:

a. Wear a helmet (leaders, belayers, spectators). One of the leading causes for rock climbing fatalities is trauma to the head, which can be greatly mitigated by wearing a helmet, especially during a head-first fall or due to rock fall (which is common at this crag).

b. Bring the right equipment. Make sure your rope is long enough and you have enough draws (some climbs at Stardust are longer than your usual 30m13bolt sport route).

c. Partner-check and self "double-check" before starting the climb, at anchor, and during lowering/rappel.

4-Check weather forecasts. Have emergency numbers with you (they are included at the end of the topo), have an action plan, carry a first aid kit, and learn/update your first aid techniques.

5-Learn/refresh rescue and self-rescue techniques for climbers, especially if you are venturing into the multi-pitch territory.

BE KIND

1 - Look around you. You are not alone at Stardust and each individual at the crag deserves to have a positive experience.

2 - Don't hog routes. You may not be the only one working on that project. Communicate and share with others.

3 - Keep noise levels down during the day. Climbers and belayers need to clearly communicate commands to each other. If you like a soundtrack for your send, ask around if it is ok to have music at a low volume.

4 - Keep quiet hours at night. Climbers need to rest, locals and their goats need calm, and wildlife lives here. You are a guest to a public natural space, be a good guest.

5 - Share Stardust! Bring your friends and new climbers, just take it upon you to pass these principles along to them, so Stardust and the UAE climbing community keep on thriving.

BE RESPECTFUL

1 - Respect nature or go home. Bring your own firewood, avoid littering, and use the restrooms.

2 - Respect local residents. They have agreed to us developing their land for our recreational use and have even provided some infrastructure for our benefit and comfort. They deserve nothing but our utmost respect: Keep noise levels down, observe quiet hours at night, and avoid disturbing their goats (keep dogs on leash if they can't help themselves). DO NOT turn Stardust into a "party campsite". The owners of the land have opened their doors to climbers, in return we promised to respect the place. These doors can easily close if we betray that agreement.

3 - Respect infrastructure. Avoid pitching your tent in the gazebo/common area. Conserve water (short showers, effective dishwashing). Pack-out your own trash bags (the canister in place is only for small items, it is not meant for general garbage collection). Keep the bathrooms clean.

4 - Respect the developers' vision. Check in with them before bolting. Use the crag for climbing and caving practice only. Stardust is not meant to be a campsite for large groups that just want to hang out (nothing wrong with that, this is just not the place).

5 - You are encouraged to contribute in whatever way you can: Donating funds or engaging in community service. Be part of good Karma.

*All of the original and current developers of Stardust have either contributed to or agreed with the following publication.



Stardust I

[SD.I]

Photo © Magdalena Martina Nowak

SECTORS

NORTH WALL

RIGHT |> LEFT AFTER THE GOAT FARM

SINGLE PITCH - SPORT



MULTI-PITCH - SPORT

Let's Dance

200 m | 8P | 6b

Never Let Me Down

200 m | 9P | 6c+
200 m | 9P | 7c

Cactus 1

100 m | 3P | 6b

Cactus 2

100 m | 3P | 6a+

Cactus 3

100 m | 3P | 6c+/7a

Everybody Loves Sunshine

100 m | 3P | 5a



1A Because We Are Young

28m / 11 bolts

6a+

1B Youthful Indiscretion

29m / 13 bolts


6a+



MECET


Middle East Caving
Expeditionary Club

[Dubai caving club training area]




2





3A	Noctiluca Scintillans	32m / 14 bolts	6b+
3B	Elle a Deux Trous	28m / 10 bolts	6c+
3C	The Right Choice	20m / 9 bolts	6b+
3D	Relentless Life	20m / 11 bolts	6b+
3E	Deviation d'un trou à l'autre	22m / 10 bolts	6c
3F	Ground Control	22m / 11 bolts	7b
3G	Sky Control	26m / 11 bolts	7b/+
3H	Hang On to Yourself	27m / 13 bolts	7a+



4A	The Unforgiven	20m / 11 bolts	6a
4B	A Happy Land	20m / 11 bolts	5b+
4C	Cielo	22m / 12 bolts	6a+
4D	It's No Game	30m / 11 bolts	5c+
4E	Hug Me	22m / 12 bolts	5c
4F	Kiss Me	29m / 12 bolts	5c




5A	Brilliant Adventure	20m / 10 bolts	6a+
5B	StarChuvak	20m / 10 bolts	6b
5C	Dodo	20m / 10 bolts	5c
5E	Fantastic Voyage	33m / 10 bolts	5b



6A	Velvet Goldmine	33m / 13 bolts	6b
6B	Dancing Dust	30m / 13 bolts	5b+
6C	Volare	25m / 11 bolts	5b+
6D	Rising Potential	30m / 11 bolts	5a
6E	Absolute Beginners	26m / 14 bolts	4b
6F	Follow the Rhythm	24m / 10 bolts	4c
6G	It All Comes Down	25m / 11 bolts	5c+
6H	Tango Lessons	25m / 8 bolts	4c
6He	Tango Lessons (p2)	28m / 11 bolts	5a+
6I	Prettiest Star Alexandra	12m / 7 bolts	7a/+



7A	Let's Dance (beginning of multi-pitch)	29 m / 11 bolts	5b+
7B	Veni Vidi Vici	20 m / 8 bolts	6b
7C	Never Let Me Down (beginning of multi-pitch)	29 m / 11 bolts	6a



7A	Life on Mars	28m / 10 bolts	5a+
7B	Rock and Roll by the Seaside	29 m / 9 bolts	6a+
7C	Little Wonder	35m / 16 bolts	6a+

71



8A	Someone Up There Likes Me	34m / 13 bolts	6a
8B	Magic Dance	20m / 10 bolts	6c+
8Cr	Thunderbolt (right finish)	28m / 14 bolts	6b+
8Cl	Thunderbolt (left finish)	28m / 14 bolts	6c
8D	The Man Who Sold the Bolts	25m / 11 bolts	6b+
8E	One Bolted Over the Cuckoo's Nest	31m / 13 bolts	6a+
8F	Under the God	30m / 16 bolts	6c



9A	Cactus (beginning of multi-pitch - use long slings/draws to reduce friction)	35m / 13 bolts	6a
9B	Candidate	29m / 11 bolts	5c+
9C	Everybody Loves Sunshine (beginning of multi-pitch)	28m / 13 bolts	6a+
9D	Everything's Alright	26m / 10 bolts	5c+
9E	Get Real (beginning of multi-pitch)	28m / 8 bolts	4c

C9A	Approach	28 m / 2 bolts	4b
C9B	Baby Loves That Way	26 m / 8 bolts	6a+/b
C9C	You Pretty Thing	18 m / 8 bolts	6b+/c
C9D	Closer	18 m / 9 bolts	7a+
C9E	Cat People	18 m / 9 bolts	7c+
C9F	Lady Stardust	26 m / 10 bolts	7a+/b
C9G	Under Pleasure	35 m / 18 bolts	7b/+
C9H	Who's Afraid of Americans	38 m / 24 bolts	7c/+
C9J	Modern Love	35 m / 17 bolts	7b+
C9K	Lazarus	28 m / 14 bolts	6c+
C9L	Ziggi's Dance	25 m / 12 bolts	A - 7a B - 6c



C9

ELEV: 360 m

Let's Dance

7MA

Let's Dance [direct]					
P8	35 m	06 bolts	4 b+	R1a	20 m
				R1b	15 m
P7	29 m	07 bolts	5a	R2	29 m
P6	25 m	07 bolts	5a+	R3	23 m
P5	29 m	08 bolts	5b	R4	29 m
P4	29 m	12 bolts	6b	R5	29 m
P3a	07 m	03 bolts	6a+	R6a	07 m
P3	29 m	09 bolts	5b+	R6b	29 m
P2	27 m	04 bolts	4b	R7	27 m
P1	28 m	09 bolts	5b+	R8	28 m
Tango Lessons > Let's Dance					
P2	26 m	09 bolts	5a+	R7	26 m
P1	23 m	09 bolts	4c+	R8	23 m

Let's Dance

Tango Lessons

ELEV: 122 m

Top Elev: 367 m

ELEV: 360 m

Never Let Me Down

ELEV: 200 m

7MB

Let's Dance

R1 26 m

R2 30 m

R3 27 m

R4 26 m

R5 25 m

R6 26 m

R7 22 m

R8 28 m

P9 25 m 05 bolts 5a

P8 28 m 10 bolts 6b

P7 28 m 13 bolts 6b

P6a 28 m 11 bolts 6b

P6 25 m 06 bolts 5b

P6+ 24 m 06 bolts 5a

P5+ 30 m 13 bolts 6c+

P5a 27 m 09 bolts 6c+

P5 26 m 11 bolts 7c

T1 25 m 09 bolts 4b

P4 29 m 10 bolts 6a+

P3 28 m 12 bolts 6b

P2 25 m 02 bolts 4b

P1 26 m 11 bolts 6a

ELEV: 122 m

ELEV 240 m

Cactus
3 | 2 | 1

- R1** 26 m
- R2** 27 m
- R3** 28 m

#Get Real
*** Everyone Loves Sunshine**

9M

P1	35 m	13 bolts	6a
P1*	28 m	13 bolts	6a+
P1#	28 m	08 bolts	4c
P2	26 m	08 bolts	5a+
P2*	25 m	09 bolts	5b
P3*	24 m	04 bolts	5a
P3a	38 m	16 bolts	6b
P3b	36 m	14 bolts	6a+
P3c	34 m	14 bolts	6c
T1	20 m	06 bolts	4a

ELEV: 138 m



Stardust II

[SD.II]

SECTORS

[SOUTH WALL] + [NORTH WALL]

LEFT |> RIGHT BEFORE THE GOAT FARM & ACROSS

SOUTH WALL - ACROSS THE GOAT FARM

L-CAVE

LEFT

CAVE

RIGHT

BEFORE THE GOAT FARM

GOAT
FARM

A

B
left


B
front

B
right

C

aka Polish Pillar

FUTURE DEVELOPMENT



LCL1

LCL1 **Future Legend**
22m / 11 bolts

>7a

LEFT




FUTURE




LC1	White Light 50 m / 25 bolts	6b+/c
LC2	Goat People 50 m / 27 bolts	6b+/c

NOTES:

- Minimum recommended rope length - 70 m
- Single pitch climb is possible
- Multi-pitch skills required
- 2 rappels for descent


-  visible part of line
-  invisible part of line
-  descent line



LCR1	Summertime	22 m / 9 bolts	7a/+
LCR2	All The Young Dudes	24 m / 10 bolts	6a



NO CLIMBS YET



BL1 Brave Monsters

22 m / 10 bolts


6c/+

BL2 Labyrinth

22 m / 13 bolts

6b/+

B
left



BF1 **Warszawa**
39 m / 23 bolts

>7a



B
right

NO CLIMBS YET



C1 Souffler Nest Pas Jouer

(needs 6 long quickdraws)




37m / 18 bolts

7a





LIST OF CLIMBS [67/8]

NAME GRADE AREA SECTOR

GRADE 4

 Absolute Beginners	4b	SD.I	6
 Follow the Rhythm	4c	SD.I	6
 Get Real	4c	SD.I	9
 Tango Lessons	4c	SD.I	6

GRADE 5

 Rising Potential	5a	SD.I	6
 Life on Mars	5a+	SD.I	7
 Tango Lessons (p2)	5a+	SD.I	6
 Fantastic Voyage	5b	SD.I	5
 Volare	5b+	SD.I	6
 Dancing Dust	5b+	SD.I	6
 A Happy Land	5b+	SD.I	4
 Let's Dance	5b+	SD.I	7

NAME GRADE AREA SECTOR

 Dodo	5c	SD.I	5
 Hug Me	5c	SD.I	4
 Kiss Me	5c	SD.I	4
 Candidate	5c+	SD.I	9
 Everything's Alright	5c+	SD.I	9
 It All Comes Down	5c+	SD.I	6
 It's No Game	5c+	SD.I	4

GRADE 6

 All the Young Dudes	6a	L-C	LCR
 Cactus	6a	SD.I	9
 Never Let Me Down	6a	SD.I	7
 Someone Up There Likes Me	6a	SD.I	8
 The Unforgiven	6a	SD.I	4
 Because We Are Young	6a+	SD.I	1

LIST OF CLIMBS continued

NAME	GRADE	AREA	SECTOR	NAME	GRADE	AREA	SECTOR
 Briliant Adventure	6a+	SD.I	5	 Relentless Life	6b+	SD.I	3
 Cielo	6a+	SD.I	4	 The Right Choice	6b+	SD.I	3
 Everybody Loves Sunshine	6a+	SD.I	9	 The Man Who Sold The Bolts	6b+	SD.I	8
 One Bolted Over the Cuckoo's Nest	6a+	SD.I	8	 Thunderbolt (right finish)	6b+	SD.I	8
 Rock and Roll by the Seaside	6a+	SD.I	7	 You Preatty Thing	6b+	SD.I	C9
 Youthful Indiscretion	6a+	SD.I	1	 White Light	6b+	L-C	LC
 Little Wonder	6a+	SD.I	8	 Under the God	6c	SD.I	8
 Baby Loves That Way	6a+/b	SD.I	C9	 Deviation d'un trou à l'autre	6c	SD.I	3
 StarChuvac	6b	SD.I	5	 Thunderbolt (left finish)	6c	SD.I	8
 Velvet Goldmine	6b	SD.I	6	 Elle a Deux Trous	6c+	SD.I	3
 Veni Vedi Vici	6b	SD.I	7	 Lazarus	6c+	SD.I	C9
 Goat People	6b+	L-C	LC	 Brave Monsters	6c/+	SD.II	BL
 Labyrinth	6b/+	SD.II	BL	 Magic Dance	6c+	SD.I	8
 Noctiluca Scintillans	6b+	SD.I	3				

LIST OF CLIMBS continued

NAME GRADE AREA SECTOR

GRADE 7

 Souffler N'est Pas Jouer	7a	SD.I	I
 Ziggi's Dance	7a	SD.I	C9
 Closer	7a+	SD.I	C9
 Prettiest Star Alexandra	7a/+	SD.I	6
 Summertime	7a/+	L-C	LCR
 Hang On to Yourself	7a+	SD.I	3
 Lady Stardust	7a+/b	SD.I	C9
 Ground Control	7b	SD.I	3
 Under Pleasure	7b/+	SD.I	C9
 Modern Love	7b+/c	SD.I	C9
 Sky Control	7b+	SD.I	3
 Who's Afraid of Americans	7c/+	SD.I	C9
 Cat People	7c+/8a	SD.I	C9

NAME GRADE AREA SECTOR

 **Future Legend** >7a L-C LCL

 **Warszawa** >7a SD.II BF


MULTI-PITCH

 **Everybody Loves Sunshine** 5a SD.I 9M

 **Cactus - Left (CL)** 6c SD.I 9M

 **Cactus - Center (CC)** 6a SD.I 9M

 **Cactus - Right (CR)** 6b+ SD.I 9M

 **Let's Dance** 6b SD.I 7MA

 **Never Let Me Down** 7c SD.I 7MB
(variant) 6c+



LINK TO DAVID BOWIE SONG



NO DAVID BOWIE REFERENCE



**A SPECIAL THANK YOU TO THE UAE
CLIMBING COMMUNITY FOR THEIR
ENTHUSIASM, COMRADERY AND
HAPPY VIBES.**

Stardust Climbing Crag is commerce-free area supported by the climbing community. We hope that remains so in perpetuity.

PAYED CLIMBING IN STARDUST IS FORBIDDEN !!!



ACKNOWLEDGMENTS:

LT	LUDMIL TRENKOV	TG	Theo Giani [www.elstyx.net]
KN	Khajag Nazarian	IM	Ioana Maris
OS	Oliver Schwesinger	SJ	Sergio Juarez
EC	Eric Claudel	AM	Alberto Michelotti
FA	Francesco Arneodo	FG	Federico Galbieri
II	Ivan Iaskiv	VM	Vlad D Mazure
MN	Magdalena Martina Nowak	EW	Emily Winchip
RL	Rob Lowe	AP	Adam Powell

NEWS AND UPDATES @



@stardustclimbing



@StardustClimbingCrag



elstyx.net